








TALLOWWOOD.



Tallowwood is a high-performance hardwood known for its distinctive gold colouring and fine, even grain. With its smooth finish and visual appeal, Tallowwood delivers a refined yet robust solution. Naturally resilient against rot, insects, and moisture, it offers long-term reliability without compromising on style.



/ FEATURES /

- 
DURABILITY
 Tallowwood is an extremely hard, naturally decay-resistant Australian hardwood, making it ideal for use in harsh outdoor environments. Its toughness and resilience ensure long-lasting performance, structural integrity and a premium appearance over time.
- 
STABILITY
 Tallowwood has exceptional dimensional stability, ensuring projects stay true, even in fluctuating climates.
- 
AESTHETIC
 Featuring a distinctive golden hue and fine, even grain, Tallowwood offers a contemporary, naturally refined appeal.
- 
INSTALLATION
 Tallowwood's consistent density and workability support efficient installation, with pre-drilling recommended for optimal fixing performance.
- 
MAINTENANCE
 Requires minimal maintenance to preserve its appearance and durability. Periodic application of a protective finish helps maintain its natural colour and shields it from environmental factors.
- 
SUSTAINABILITY
 Responsibly sourced from managed Australian forests, Tallowwood is suitable for long-life applications, supporting sustainable building outcomes.

/ TECHNICAL INFORMATION /

ORIGIN	Eastern Australia (primarily NSW and QLD)
DURABILITY	Class 1 above ground
DENSITY	990 kg
HARDNESS	8.6 kN
RADIAL SHRINKAGE	3.1% (green to 12% M.C*)
TANGENTIAL SHRINKAGE	5.3% (green to 12% M.C*)
FIRE-RETARDANT PROPERTIES	Approximately BAL 19#
ENVIRONMENTAL CREDENTIALS	FSC® and PEFC certified

The swatch provided is a general guide to the colour and grain.

*M.C = Moisture Content.

#BAL is subject to proper treatment and construction methods to comply with building regulations. Always consult a professional to confirm suitability for your specific situation based on the local BAL assessment.



**AUSTRALIAN
WOOD
INDUSTRIES.**

FOR MORE
INFORMATION

www.australianwood.com.au
1300 333 294
sales@australianwood.com.au

EMAIL

